

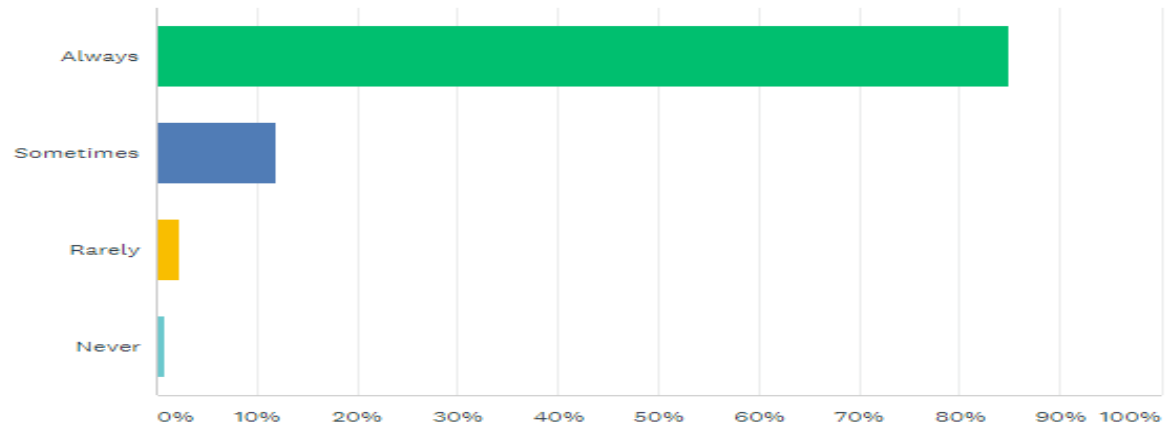
*Frye Island BOS/ExCom
Winter 2020
Survey 3 of 3*

Town and Ferry Services

July 11, 2020

Do you recycle?

Answered: 345 Skipped: 1



If you recycle rarely or never are there things the town could change to get you to recycle more?

Answered: 116 Skipped: 230

RESPONSES (116) **WORD CLOUD** TAGS (0)

Cloud View List View

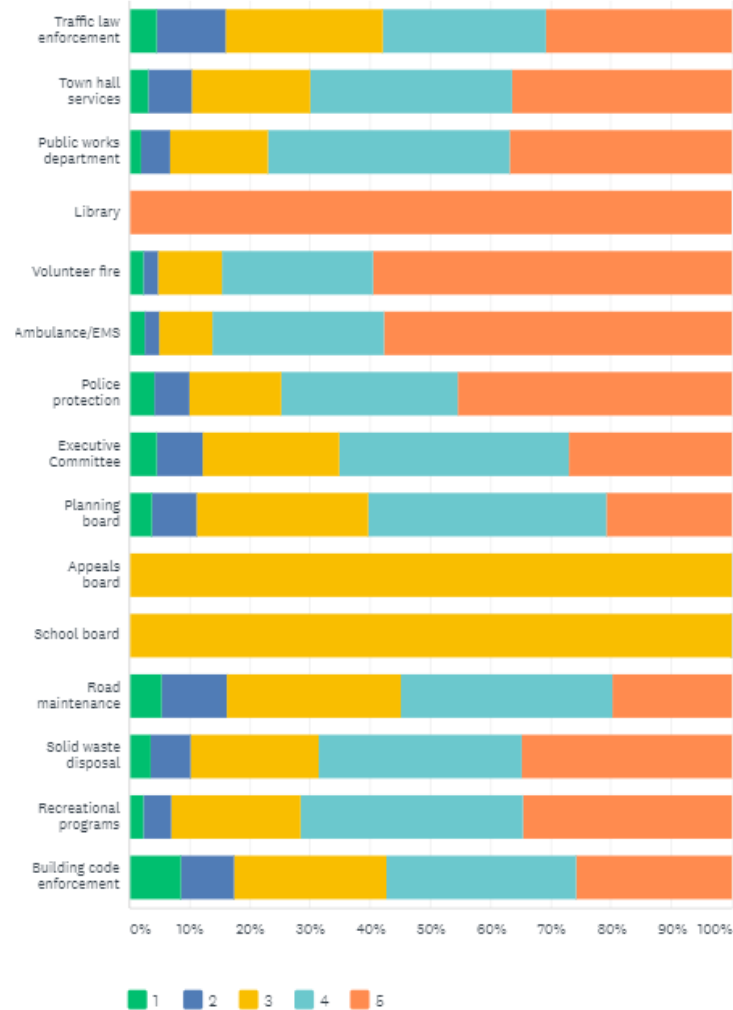
Search responses

Customize

really told Nothing Pick always trash recycle good N Maybe
NA people dump Recycle container recycle bins

Please rate the following existing community services on a scale of 1 - 5 with 5 being the highest or best:

Answered: 345 Skipped: 1



Please note that Library, Appeals board and School board were eliminated from the final version of the survey... but since they were included on earlier versions they remain here...

Q4

What new town services or facilities would you like to see developed over the next 10 years?

Answered: 234 Skipped: 112

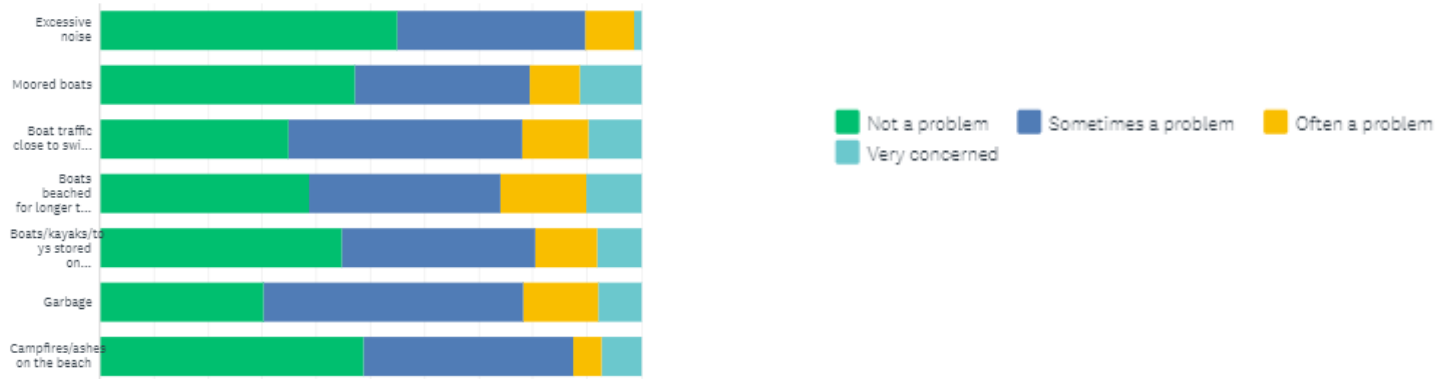
13% None
9% beach related

kids New marina taxes school taxes additional racked Marina expansion
online public dust control store one ferry na parking high roads
planned town pick area marina space need think
services land island N None transfer station
beaches Increased better ferrv service marina
ferry replacement new Mooring expanded issue
community center keep Expand marina ferry landing
use wide sure development community space see Adding
Improvements Long Beach pay parking ferry landing



Do you have concerns with the following items as they pertain to beaches?

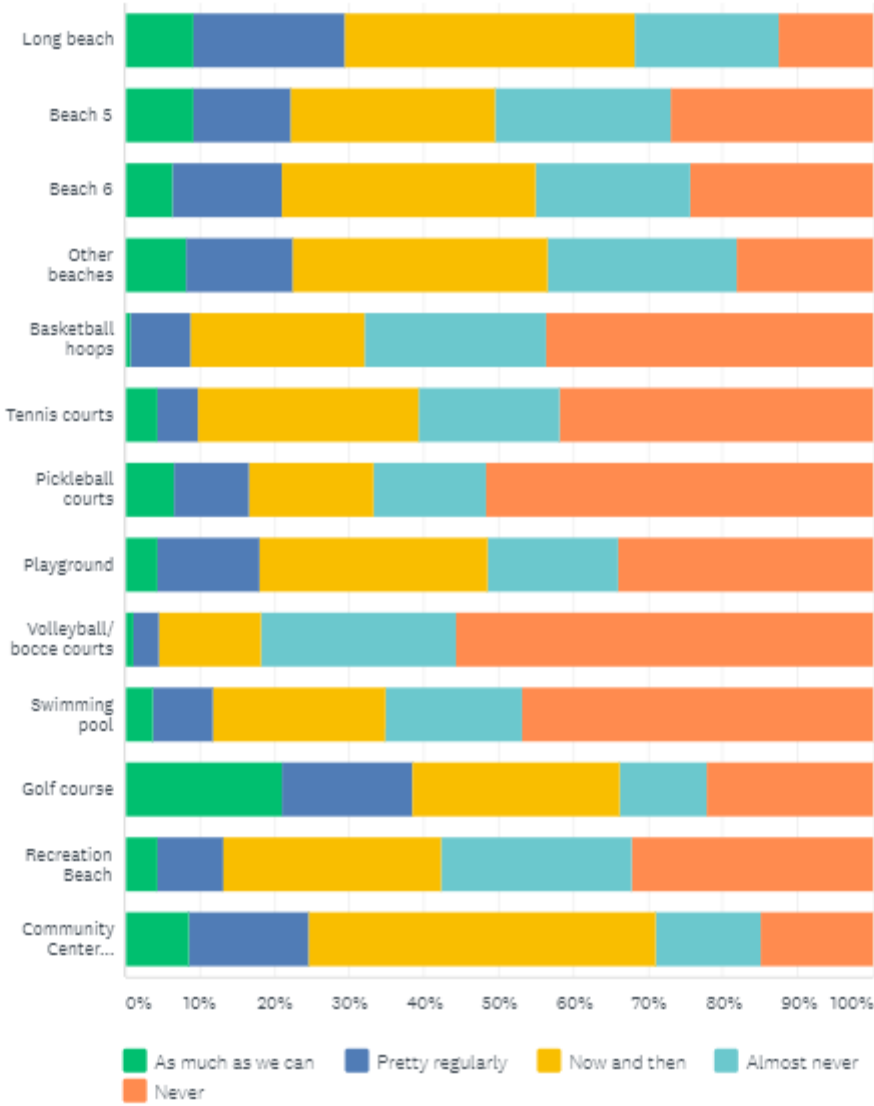
Answered: 339 Skipped: 7



	NOT A PROBLEM	SOMETIMES A PROBLEM	OFTEN A PROBLEM	VERY CONCERNED	TOTAL
Excessive noise	55.12% 183	34.84% 115	9.04% 30	1.20% 4	332
Moored boats	47.28% 155	32.32% 108	9.15% 30	11.25% 37	328
Boat traffic close to swim areas	34.95% 115	43.06% 142	12.06% 40	9.73% 32	329
Boats beached for longer than 15 minutes loading/unloading	36.84% 127	35.17% 115	15.90% 52	10.09% 33	327
Boats/kayaks/toys stored on the beach	44.74% 148	35.74% 119	11.41% 38	8.11% 27	333
Garbage	30.33% 101	48.05% 160	13.81% 46	7.81% 26	333
Campfires/ashes on the beach	48.79% 161	38.79% 128	8.15% 27	7.27% 24	330

How often in the past year have you or any member of your family used following recreation facilities:

Answered: 346 Skipped: 0



Q7

Save as

What suggestions do you have for new or improved recreational facilities?

Answered: 202 Skipped: 144

20% none
13% more
beaches

Customiz



Improve Enlarge trails programs Air conditioning suggestions
 rec center back Additional games kids slips courts Bocce courts
 None time swimming town time island Leave area Nothing
 think na pool Expand beach now None
 volleyball court need building people Keeping better
 ball field USE adults community center continue n
 end beach Updated bring Open much rec crafting space parking
 coming tennis courts new walking money place well

Are there additional activities or functions you would like to suggest for the community to enjoy?

Answered: 184 Skipped: 162

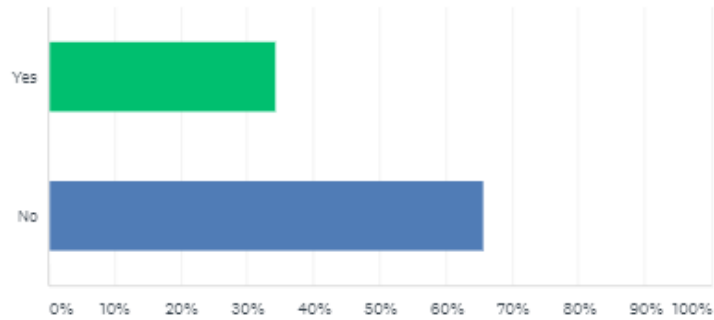
N love etc drive movie use comedy shows movie nights course music s
beach none time community golf course None
disc golf events bands dancing additional island tennis
activities na time lessons ball field Live night

Q9



 Customize  Save as ▼

Would you use a community vegetable garden if more space were available?

Answered: 340 Skipped: 6

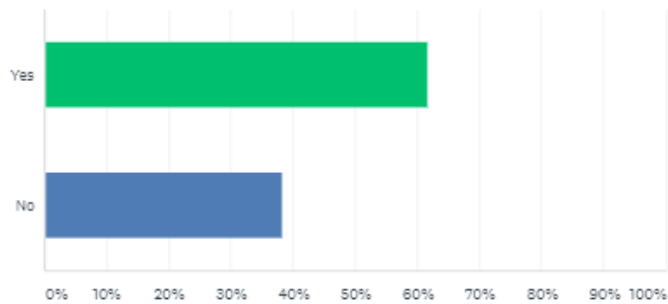


Q10



 Customize  Save

Should we add more marina slips?

Answered: 327 Skipped: 19

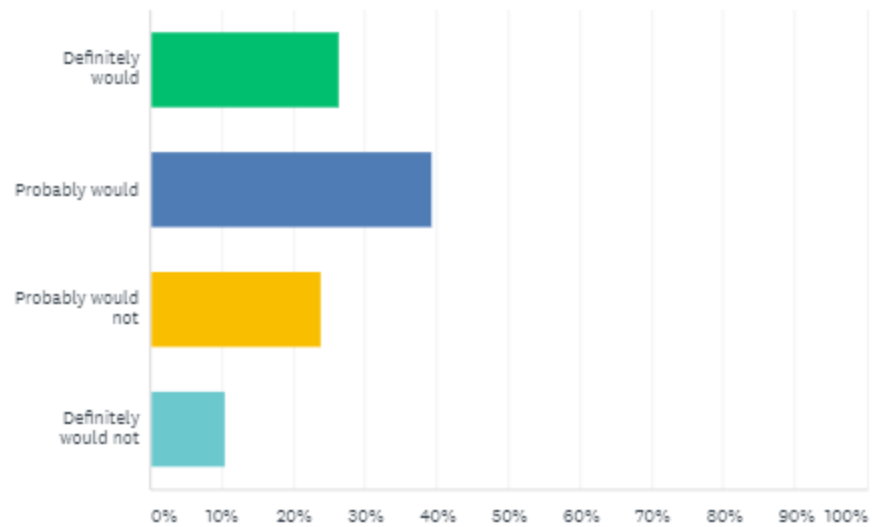


Q11

 [Customize](#) [Save as](#) 

Do you think it is a good idea to expand the golf lounge?

Answered: 341 Skipped: 5



Q12

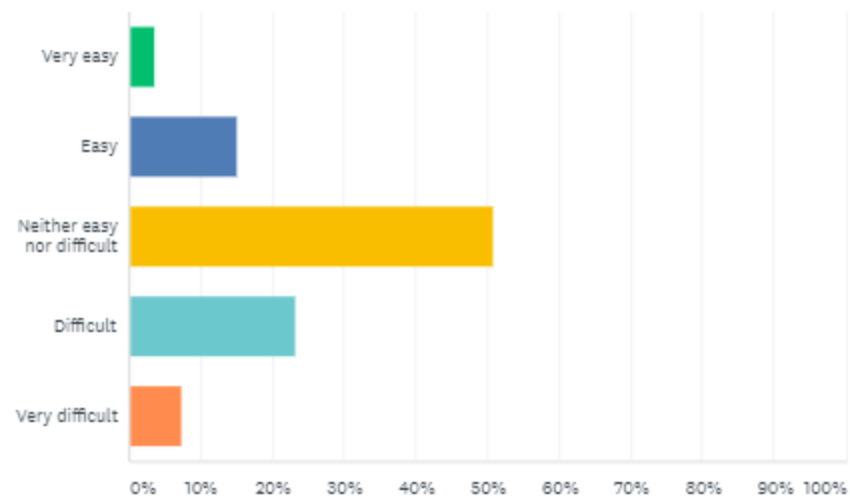


Customize

Save as

How would you rate the general citizen's ability to participate in the town budgeting process?

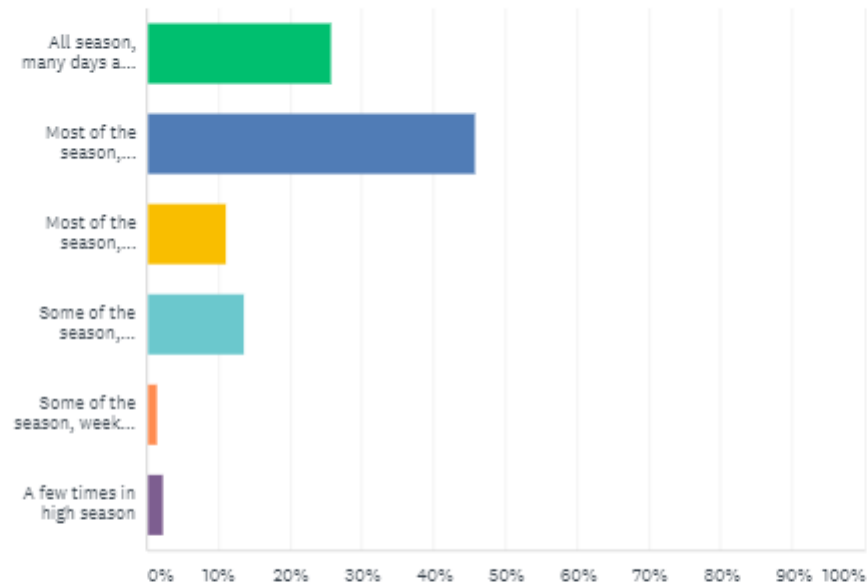
Answered: 337 Skipped: 9



Q13

How often do you use the ferry? (Weekends = Fri/Sat/Sun)

Answered: 343 Skipped: 3



ANSWER CHOICES	RESPONSES
All season, many days a week	25.66% 88
Most of the season, weekends and weekdays	45.77% 167
Most of the season, weekends only	11.08% 38
Some of the season, weekends, some weekdays	13.70% 47
Some of the season, weekend only	1.46% 5
A few times in high season	2.33% 8
TOTAL	343

Q14

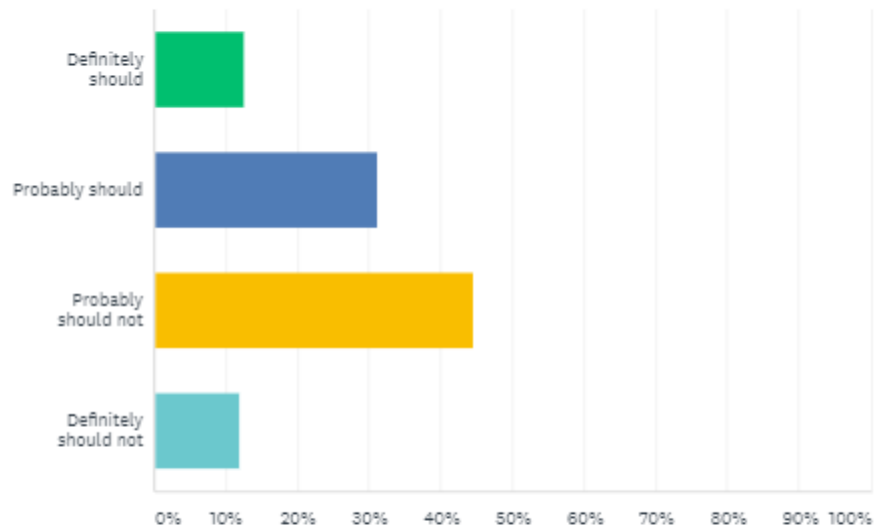


Customize

Save as ▾



Do the ferry service hours need to be increased during the season?

Answered: 344 Skipped: 2



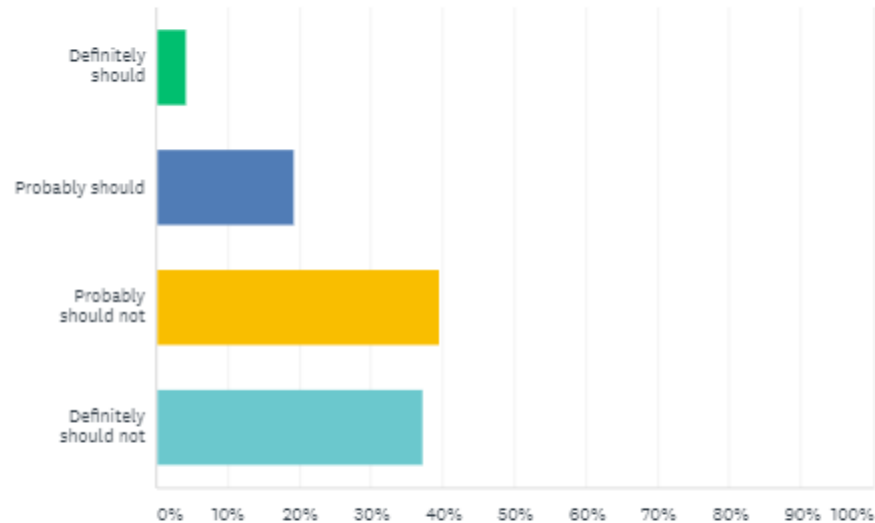
ANSWER CHOICES	RESPONSES
▼ Definitely should	12.50% 43
▼ Probably should	31.10% 107
▼ Probably should not	44.48% 153
▼ Definitely should not	11.92% 41
TOTAL	344

Q15

 [Customize](#) [Save as](#) 

Should ferry fares be increased to reflect the high demand and operating costs?

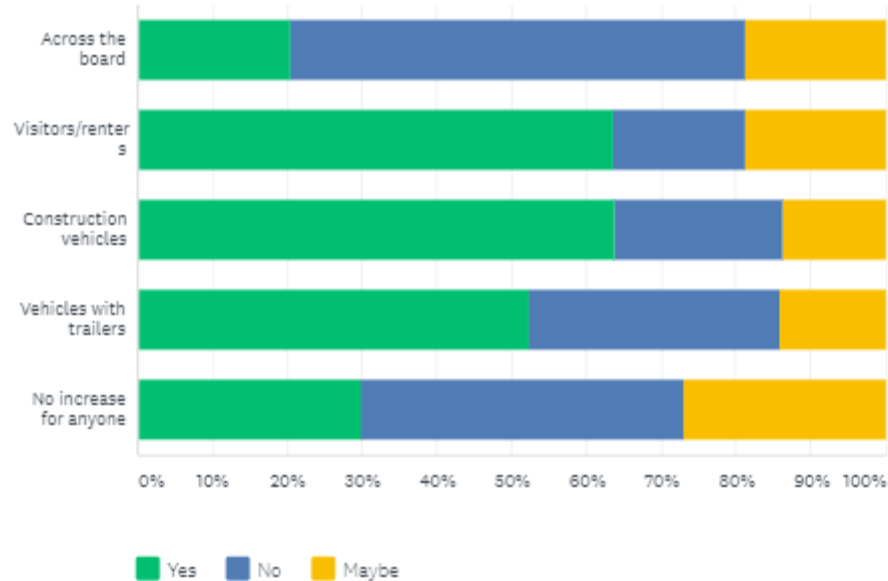
Answered: 342 Skipped: 4



ANSWER CHOICES	RESPONSES
▼ Definitely should	4.09% 14
▼ Probably should	19.30% 66
▼ Probably should not	39.47% 135
▼ Definitely should not	37.13% 127
TOTAL	342

If fares should increase, for whom should fares increase?

Answered: 343 Skipped: 3



	YES	NO	MAYBE	TOTAL	WEIGHTED AVERAGE
Across the board	20.43% 57	60.93% 170	18.64% 52	279	1.98
Visitors/renters	63.57% 171	17.84% 48	18.59% 50	269	1.55
Construction vehicles	63.90% 177	22.38% 62	13.72% 38	277	1.50
Vehicles with trailers	52.40% 142	33.58% 91	14.02% 38	271	1.62
No increase for anyone	29.85% 80	43.28% 116	26.87% 72	268	1.97

Q17

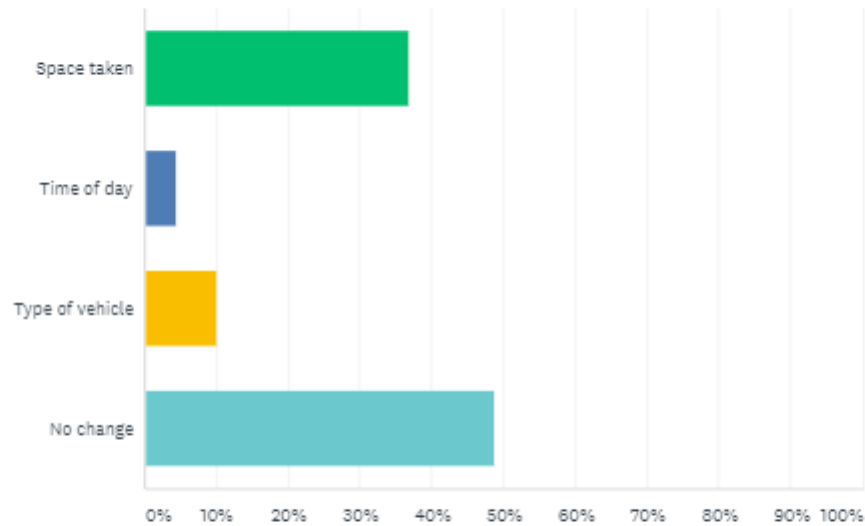


Customize

Save as



Should ferry rates be set differently?

Answered: 342 Skipped: 4



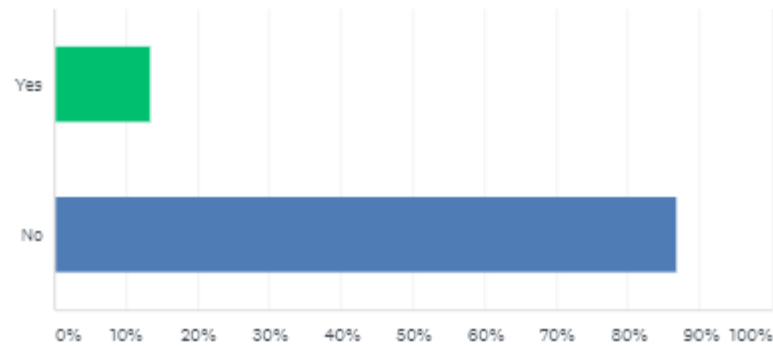
ANSWER CHOICES	RESPONSES
▼ Space taken	36.84% 126
▼ Time of day	4.39% 15
▼ Type of vehicle	9.94% 34
▼ No change	48.83% 167
TOTAL	342

Q18

 Customize  Save as



If possible to staff, should the ferry run 24 hours a day?

Answered: 344 Skipped: 2



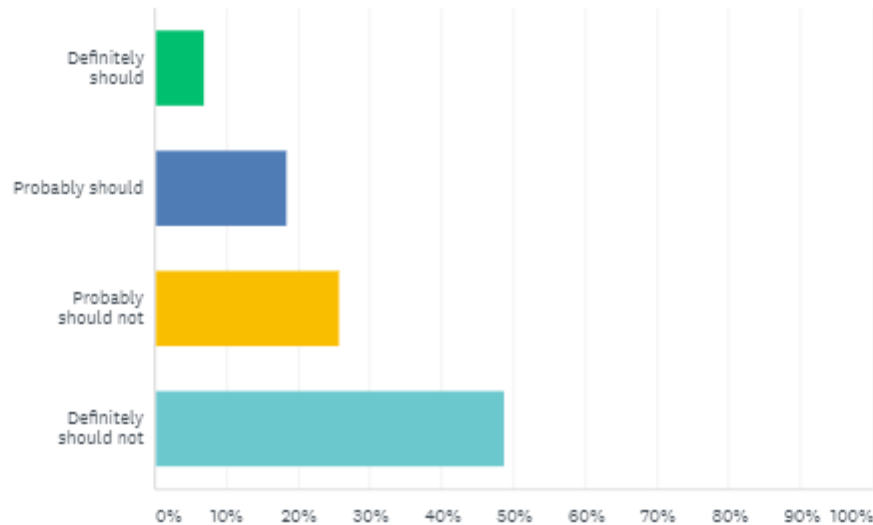
ANSWER CHOICES	RESPONSES
Yes	13.37% 46
No	86.92% 299
Total Respondents: 344	

Q19

 [Customize](#) [Save as](#) 

As the island grows and ferry service comes under pressure, should the number of vehicles per property that can come onto the island be limited?

Answered: 346 Skipped: 0



ANSWER CHOICES	RESPONSES
▼ Definitely should	6.94% 24
▼ Probably should	18.50% 64
▼ Probably should not	25.72% 89
▼ Definitely should not	48.84% 169
TOTAL	346

Q20

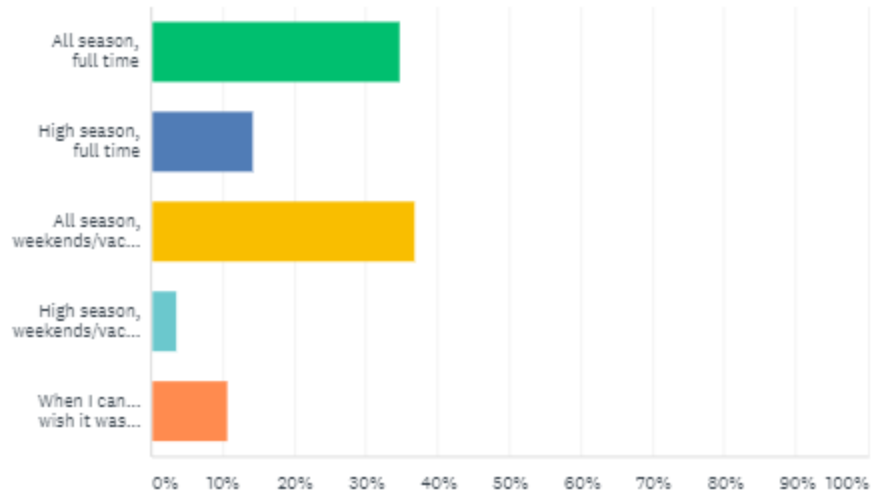


Customize

Save as ▾

Are you:

Answered: 345 Skipped: 1

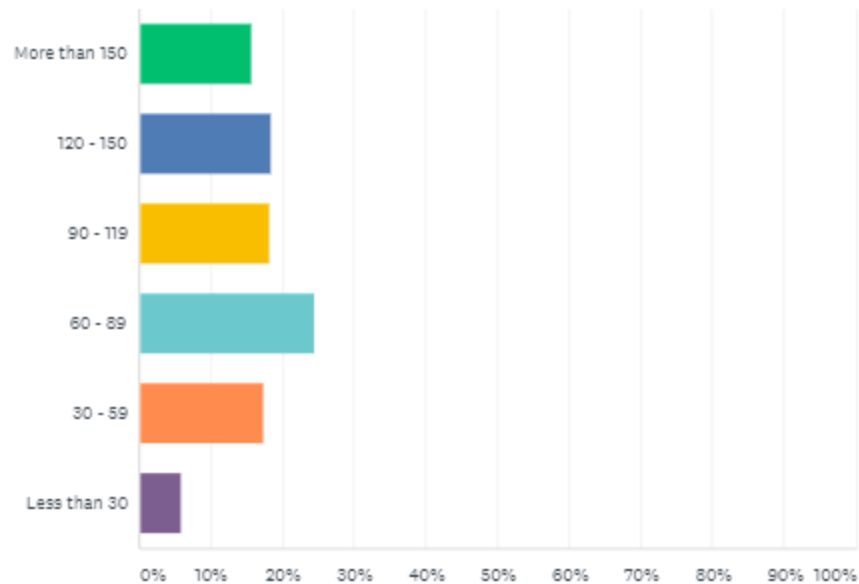


ANSWER CHOICES	RESPONSES
▼ All season, full time	34.78% 120
▼ High season, full time	14.20% 49
▼ All season, weekends/vacations	36.81% 127
▼ High season, weekends/vacations	3.48% 12
▼ When I can... wish it was more	10.72% 37
TOTAL	345



Approximately how many nights per year do you spend on Frye Island?

Answered: 346 Skipped: 0



ANSWER CHOICES	RESPONSES
▼ More than 150	15.61% 54
▼ 120 - 150	18.50% 64
▼ 90 - 119	18.21% 63
▼ 60 - 89	24.57% 85
▼ 30 - 59	17.34% 60
▼ Less than 30	5.78% 20
TOTAL	346

Q22

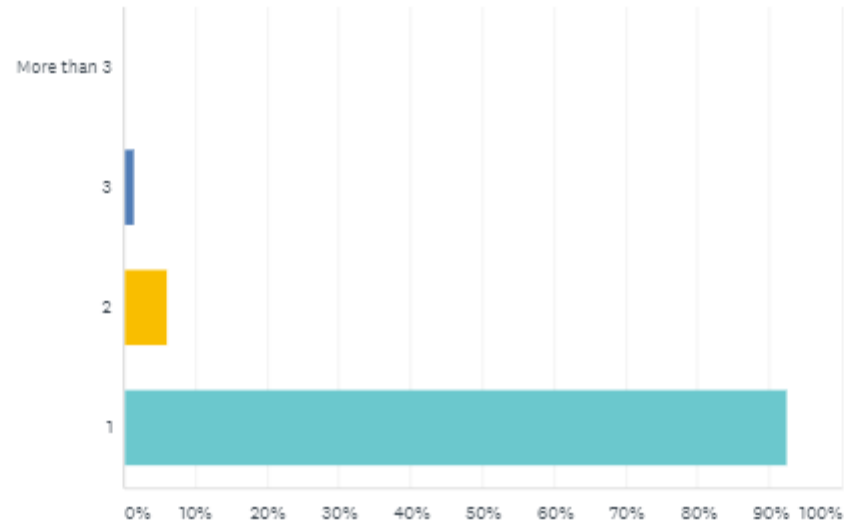


Customize

Save as ▾

How many cottages do you own on Frye?

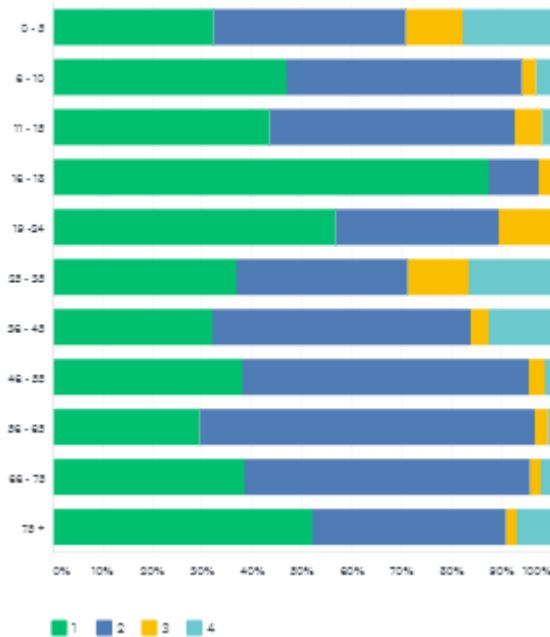
Answered: 345 Skipped: 1



ANSWER CHOICES	RESPONSES
▼ More than 3	0.00% 0
▼ 3	1.45% 5
▼ 2	6.09% 21
▼ 1	92.46% 319
TOTAL	345

How many people live in your household? Please indicate the number of household members that fall into each age category.

Answered: 341 Skipped: 5



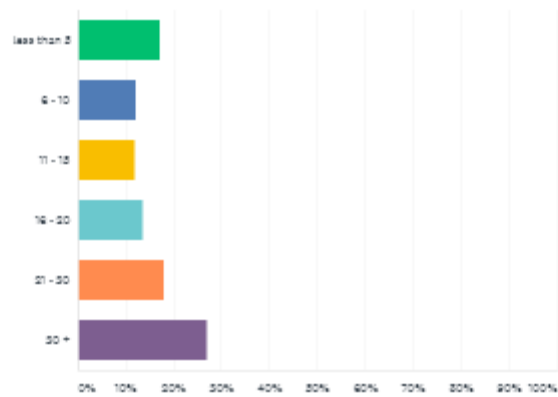
	1	2	3	4	TOTAL	WEIGHTED AVERAGE
0-5	32.26% 20	38.71% 24	11.29% 7	17.74% 11	62	2.18
6-10	47.06% 16	47.06% 16	2.94% 1	2.94% 1	34	1.62
11-15	43.64% 24	49.09% 27	5.45% 3	1.82% 1	55	1.65
16-18	87.50% 35	10.00% 4	2.50% 1	0.00% 0	40	1.15
19-24	56.90% 33	32.78% 19	10.34% 6	0.00% 0	58	1.53
25-35	38.99% 27	34.25% 25	12.33% 9	16.44% 12	73	2.08
36-45	32.14% 16	51.79% 29	3.57% 2	12.50% 7	56	1.96
46-55	38.20% 34	57.30% 51	3.37% 3	1.12% 1	88	1.67
56-65	29.61% 45	67.11% 102	2.63% 4	0.66% 1	152	1.74
66-75	38.54% 37	57.29% 55	2.08% 2	2.08% 2	96	1.68
75+	52.27% 23	38.84% 17	2.27% 1	6.92% 3	44	1.64

Q24


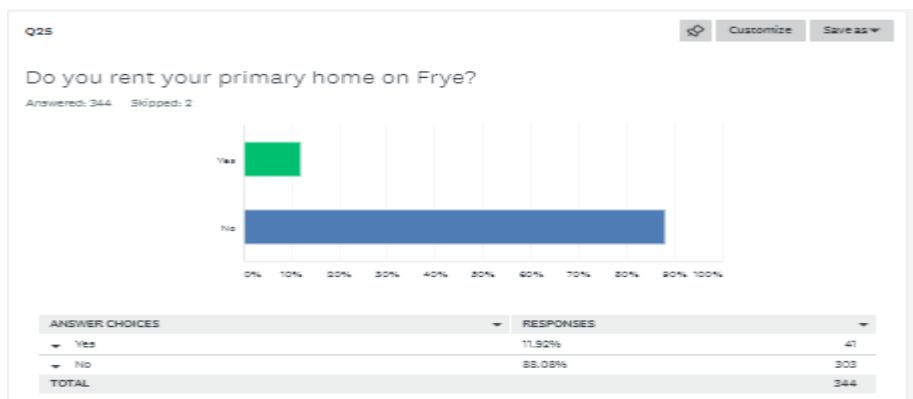
Customize Save as

How many years has your present household lived on Frye?

Answered: 344 Skipped: 2

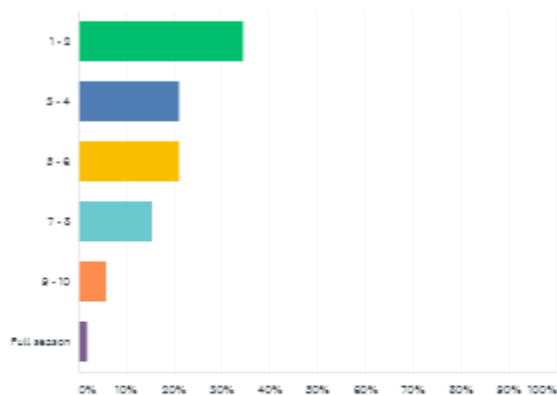


ANSWER CHOICES	RESPONSES
less than 5	17.15% 59
6 - 10	12.21% 42
11 - 15	11.92% 41
16 - 20	13.66% 47
21 - 30	16.02% 55
30 +	27.03% 93
TOTAL	344



If yes, how many weeks a year do you rent your home?

Answered: 52 Skipped: 294

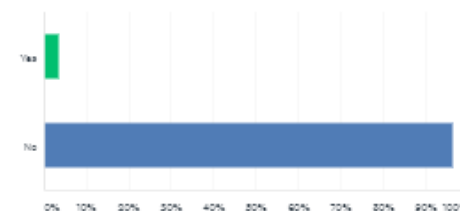


ANSWER CHOICES	RESPONSES	
1 - 2	34.62%	18
3 - 4	21.19%	11
5 - 6	21.19%	11
7 - 8	15.38%	8
9 - 10	5.77%	3
Full season	1.92%	1
TOTAL		52



Do you own property on the island exclusively for rent?

Answered: 339 Skipped: 7



ANSWER CHOICES	RESPONSES	
Yes	3.54%	12
No	96.46%	327
TOTAL		339

Q28

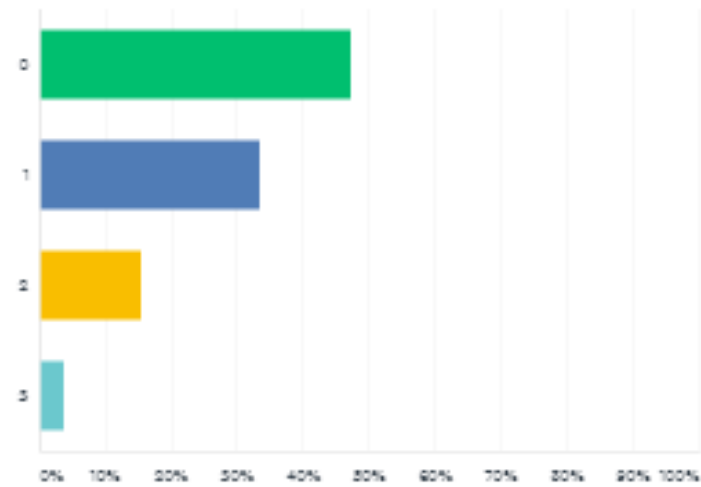


Customize

Save as ▾

How many dogs in your household?

Answered: 343 Skipped: 3



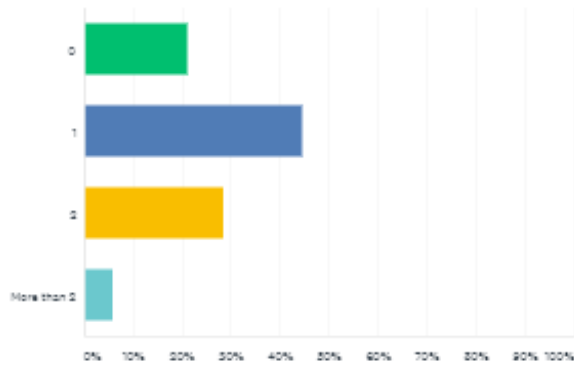
ANSWER CHOICES	RESPONSES
▾ 0	47.23% 162
▾ 1	33.53% 115
▾ 2	15.45% 53
▾ 3	3.79% 13
TOTAL	343

Q29

Customize Save as

How many golf carts do you own?

Answered: 344 Skipped: 2



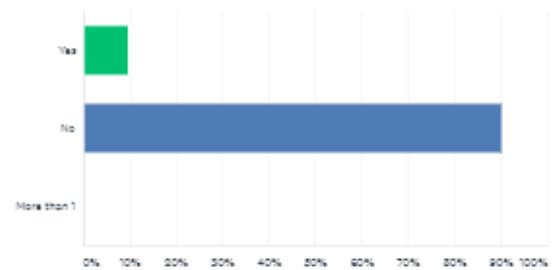
ANSWER CHOICES	RESPONSES
0	21.22% 73
1	44.45% 153
2	28.49% 96
More than 2	5.81% 20
TOTAL	344

Q30

Customize Save as

Do you own a UTV?

Answered: 344 Skipped: 2

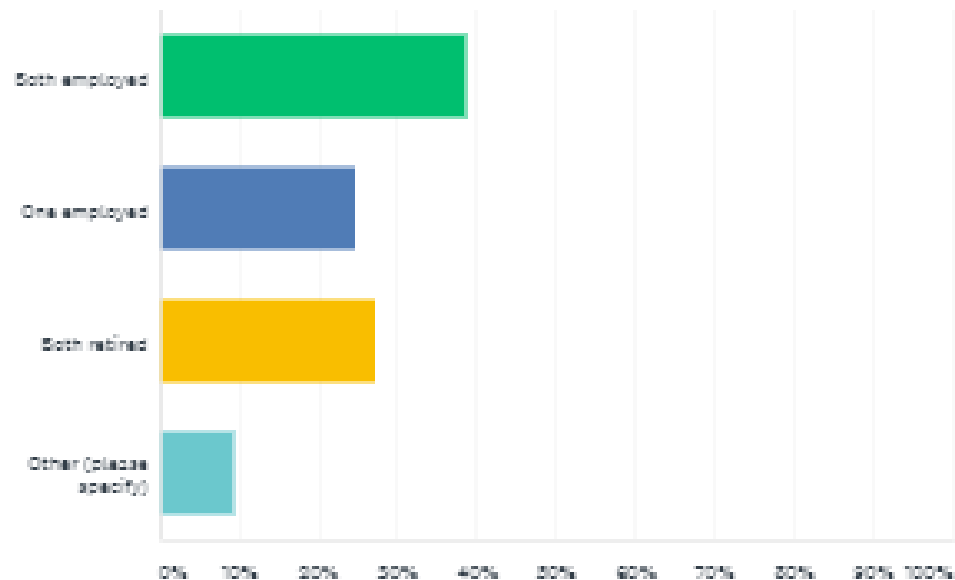


ANSWER CHOICES	RESPONSES
Yes	9.59% 33
No	90.12% 310
More than 1	0.29% 1
TOTAL	344



What is the employment status of the adults in your home?

Answered: 341 Skipped: 5



ANSWER CHOICES	RESPONSES
Both employed	38.71% 132
One employed	24.63% 84
Both retired	27.27% 93
Other (please specify)	9.39% 32
TOTAL	341